



# Qwik-Fence® Partitioning System



**Qwik-Fence is a tough but attractive partitioning system for securing any space.**

- Low-Cost Partitioning System
- Maintenance-Free
- Unsurpassed Adjustability





## TOTAL COST OF OWNERSHIP.

Qwik-Fence® welded wire partitions have one of the lowest total cost of ownership of any wire partition system on the market – one of the the lowest material, installation, and relocation costs.


## EXTREMELY TOUGH, BUT ATTRACTIVE, SYSTEM FOR SAFE AND SECURE VISIBLE STORAGE.

Galvanized 8-gauge wire is welded at each intersection, creating more than 500 welds in a 4' x 8' panel. This produces a wire-mesh panel able to withstand 1,475 lbs. of force (substantially stronger than 10-gauge woven-wire partition panels, as confirmed by independent testing). Posts and doors are all-steel and galvanized for long-lasting performance and good looks. The open-wire mesh design provides unobstructed view and allows air circulation and light penetration, while providing security. This system requires no change to your heating, lighting, or ventilation systems.

Qwik-Fence partitions look new for years to come. Galvanized components are rust-resistant and maintenance-free – no paint touch-ups are ever needed. A bright steel finish gives it a clean, attractive look in both office and production areas.

## UNSURPASSED ADJUSTABILITY. Installs, Reconfigures Faster.

Only Qwik-Fence offers panel size adjustments without purchasing special panels – eliminating costly errors and delays due to inaccurate measurements or last-minute changes. By using fewer parts, Qwik-Fence can be installed 25% faster than conventional systems. Because there are no pins to drill out, as with hook-fastener systems, Qwik-Fence can be reconfigured faster and more easily. Only Qwik-Fence offers pre-hung doors, cutting installation time by 50%.



## FREE LAYOUT SERVICE

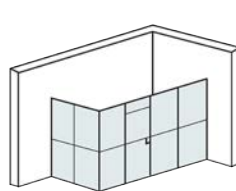
Save time and money by letting us lay out your 1-, 2-, 3-, or 4-sided partition. Our staff has created thousands of partitioning systems for satisfied customers in all types of environments. With our expertise you can be sure that your partition will perfectly fit your needs. Call and tell us your requirements or send a sketch or AutoCad blueprints, and we'll develop a solution. No obligation.

### We're here to help – just tell us:

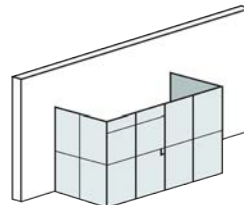
1. Overall dimensions, including height.
2. Location, size, and type of doors or service windows.
3. Location of existing walls or obstructions.

## QWIK-FENCE OPTIONS

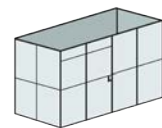
- Roof
- Service window
- Keyed-alike cylinder lock
- Double-cylinder lock
- ADA-compliant lock
- Push-button lock
- Electric strike/card reader lock
- Interlock switches
- Crash/panic bars
- Automatic closures
- DEA systems
- Colocation systems
- Powder-coating finish



Two-sided room



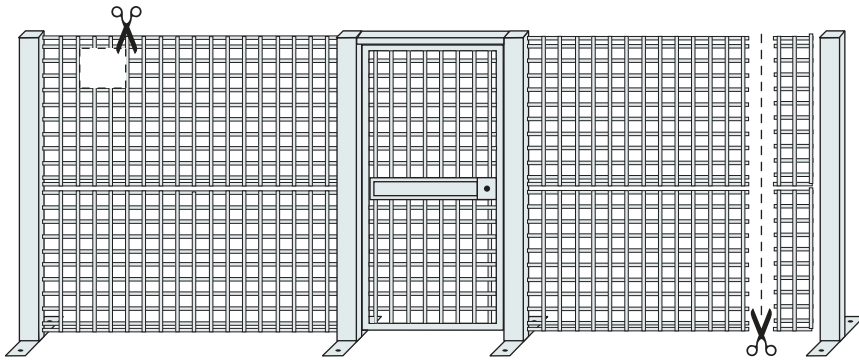
Three-sided room



Four-sided room

## QWIK-FENCE PRE-ENGINEERED ROOMS AND CAGES

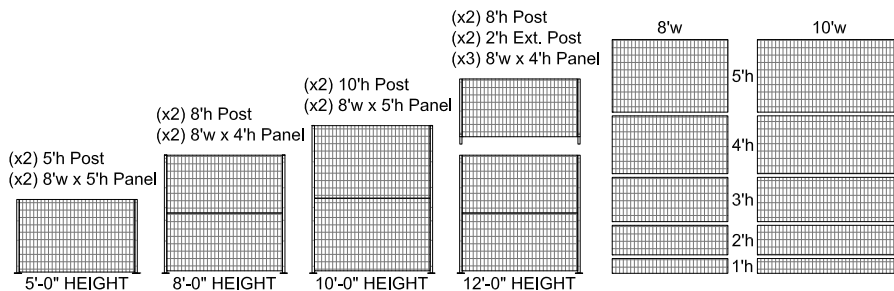
Pre-packaged, standard room kits are quick to set up and can be easily relocated. Each kit comes complete with a 4'-wide x 8'-high sliding door with a built-in cylinder lock for maximum security. Standard 8'- or 12'-high rooms are available with or without roofs in 8' x 8', 12' x 8', 12' x 12', 16' x 12', and 16' x 16' sizes. Pre-engineered rooms are shipped knocked down and include all assembly hardware.



Qwik-Fence panels can be trimmed in the field to accommodate changes in dimensions, obstructions, floor or wall irregularities, or custom conveyor or lift systems. Since Qwik-Fence is all welded and galvanized, field adjustments look factory perfect; no paint touch-ups or unraveling wires.

## MODULAR COMPONENTS MAKE PLANNING, INSTALLING EASY.

Modular panels stack together to form partitions up to 20' in height. Hardware is accessible from inside the partition for additional security. Universal line and corner posts install every 8' on center, instead of 10', providing 20% more strength. Extension posts can be added to increase the height of any Qwik-Fence enclosure without reinstallation.



Now in 10' wide lengths and up to 5' heights per panel.



## FINISHES

Aside from our standard, maintenance-free, galvanized finish, Qwik-Fence can be ordered with a durable powder-coating finish in several standard colors. We can also match a specific custom color. Colors shown are approximate.

Standard powder-coated colors:



## SPECIFICATIONS

**PANELS:** 8-gauge galvanized welded-wire mesh with 1-1/2" x 3" grid openings (other sizes available) and 1-1/2" bends on top and bottom. Stack panels to heights of 20'.

**POSTS:** 2" x 2", 14-gauge galvanized steel welded to 6" x 2" x 1/4" mounting plate.

**HINGED DOORS:** 10-gauge galvanized welded-wire mesh with 1-1/4" x 2-1/2" grid openings.

Pre-hung with standard 94" clear-height opening.

**SLIDING DOORS:** 10-gauge galvanized welded wire mesh with 1-1/4" x 2-1/2" grid openings (other sizes available). Single and double sliding doors available. Standard 96" clear-height opening.

**LOCKING:** Built-in cylinder lock keyed different (KD), pre-installed, or padlock hasp.

**HARDWARE:** All hardware included.

**FINISH:** Galvanized. (Doors powder coated silver)

**OPTIONS:** Keyed-alike cylinders (KA), double cylinders (DC), ADA-compliant locks, push-button locks, electric strike/card reader style locks, and interlock switches. Crash/panic bars, spring hinges, and automatic closures. Service window. Roof. Powder-coating finish.

**WARRANTY:** 1-year.



## Qwik-Fence Sliding Doors

Pre-framed, full-height clearance and up to 12' wide for ease of material handling and the operation of forklifts and carts. Built-in cylinder lock included.



## Qwik-Fence Hinged Doors

Pre-hung single and pair doors feature full-height clearance and are up to 4' wide. Pre-hung dutch doors feature full-height clearance and are 3' wide. Built-in cylinder lock included.



## PALLETIZED SHIPMENTS

For easy handling and reduced shipping damage.



# Qwik-Fence® Partitioning System

## STANDARD COMPONENTS

	Part No.	Wgt. (lbs.)
<b>Panels</b>		
10' x 5'	10x5	46
10' x 4'	10x4	37
10' x 3'	10x3	28
10' x 2'	10x2	19
10' x 1'	10x1	10
8' x 5'	8x5	37
8' x 4'	8x4	29
8' x 3'	8x3	23
8' x 2'	8x2	16
8' x 1'	8x1	9
<b>Posts</b>		
8' Universal Post	P8	20
8' Post Flat	P8 Flat	25
8' Post Flat/Offset	P8 Flat/Offset	25
1' Extension Post	XP1	4
2' Extension Post	XP2	6
3' Extension Post	XP3	8
4' Extension Post	XP4	10
6' Extension Post	XP6	17
8' Extension Post	XP8	19
<b>Options</b>		
Roof Support		
Center Tube	RST	2/f
Ceiling Wall Angle	CA8	5
Wall Kit	WK	8
Service Window Kit	SWK	55
Post Top Extension	PXT	5
Wire Cutter	WIR CUTR	5
Header 2"x2"	H22-48	
Capping Channel 96"	Consult factory	
Powder Coating	Consult factory	
Roof		
8' Door Transon Kit to Fit 8' Door into 10' Frame	TK-10	3
10' Door Transon Kit to Fit 10' Door into 2' Frame	TK-12	6

## STANDARD DOORS

Width	8'-HIGH		10'-HIGH		12'-HIGH	
	Part No.	Wgt. (lbs.)	Part No.	Wgt. (lbs.)	Part No.	Wgt. (lbs.)
<b>Hinged Door</b>						
3'	QF-H38	64	Consult factory	Consult factory	-	-
4'	QF-H48	75	Consult factory	Consult factory	-	-
<b>Hinged Door (Pair)</b>						
3' each	QF-HP68	160	Consult factory	Consult factory	-	-
4' each	QF-HP88	190	Consult factory	Consult factory	-	-
<b>Slide Door*</b>						
3'	QF-S38	88	Consult factory	Consult factory	-	-
4'	QF-S48	100	S-410	129	S-412	155
5'	QF-S58	132	S-510	160	S-512	192
6'	QF-S68	143	S-610	178	S-612	211
8'	QF-S88	170	S-810	273	S-812	328
10'	QF-S108	249	S-1010	308	S-1012	367
<b>Slide Door (Pair)*</b>						
8'	QF-SP88	236	SP8-10	279	SP8-12	335
10'	QF-SP108	265	SP10-10	312	SP10-12	374

\*Actual Sliding door exceeds opening width. Please consult factory for exact dimension.

## LOCKING OPTIONS

	H	HP	S	SP	SC	SPC
Padlock Hasp	■	■	■	■	■	■
Snap Lock						
Cylinder Lock	■	■	■	■	■	■
Keyed Alike Cylinders	■	■	■	■	■	■
Cylinder to Accept Interchangeable Core	■	■	■	■	■	■
Thumbturn	■	■	■	■	■	■
Hydraulic Closer	■	■				
Pushbar Exit Device	■	■				
Deadlatch Paddle	■	■				
Lever Handle	■	■				
Knob Handle						
Electric Strike	■	■				
Magnetic Lock	■	■	■	■	■	■
Keypad Lock	■	■	■	■	■	■
Proximity Reader	■	■	■	■	■	■
Magstripe Card Reader	■	■	■	■	■	■
Exit Button	■	■	■	■	■	■
Safety Switch with Slide Bolt Actuator						
Locking Safety Switch with Slide Bolt Actuator						

## OTHER PARTITION PRODUCTS



**Saf-T-Fence Partitions**  
Provides an extra measure of structural strength and smaller mesh openings for increased security.



**Wov-N-Wire Partitions**  
The traditional enclosure system specified by architects and contractors. The tough steel wire is woven to create a durable, high-quality system.

